


Lesson10 Part1

Q: Explain how to make instant noodles.

Step1: Put the pictures in the right order.

Step2: Write descriptions.

①	②	③	Example 
			They are ready to eat.





2~3 min




L10 Part2


Q: How did the man use instead of bowl and chopsticks to eat instant noodles?

Draw pictures!!



Q: How did the man eat instant noodles?
 Step1: Put the pictures in the right order.
 Step2: Make captions of these pictures.

① 	②	③	④
A man brought a paper cup instead of bowls.			



Let's order your original cup noodles!

A: Hello. Have you designed your cup yet?
 B: Yes. Can I order soup and toppings?
 A: Sure. Could you pass me your cup?
 B: Yes. Thank you.
 A: Which flavor soup would you like?
 B: () flavor, please.
 A: OK. How about toppings?
 B: I'd like (), () and ().
 A: Anything else?
 B: No. That's all thank you.
 A: Here is your original cup noodles.
 B: Thank you!



shrimp	egg	kimchee	pork	fish cake	char siu	green onion	cheese	corn
